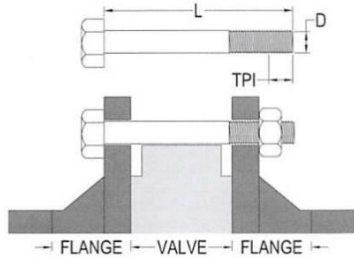


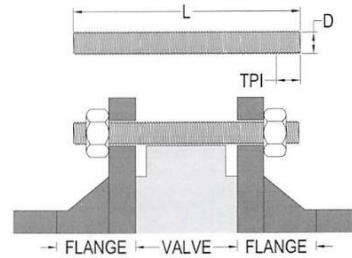
BUTTERFLY VALVE FLANGE BOLTING GUIDE

Wafer Valve & Cap Screws



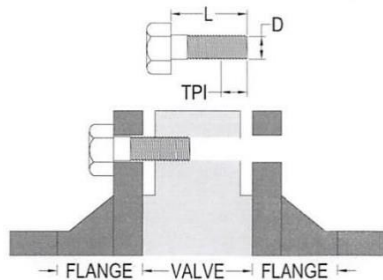
Size	D	TPI	L	Qty.
2	5/8"	11	4-1/4"	4
2-1/2	5/8"	11	4-3/4"	4
3	5/8"	11	5"	4
4	5/8"	11	5"	8
5	3/4"	10	5-1/4"	8
6	3/4"	10	5-1/2"	8
8	3/4"	10	6"	8
10	7/8"	9	6-1/2"	12
12	7/8"	9	7"	12
14	1"	8	8"	12
16	1"	8	8-3/4"	16
18	1-1/8"	7	9-1/2"	16
20	1-1/8"	7	10-1/2"	20
24	1-1/4"	7	12"	20

Wafer Valve & Stud Bolts



Size	D	TPI	L	Qty.
2	5/8"	11	5-1/8"	4
2-1/2	5/8"	11	5-1/8"	4
3	5/8"	11	5-1/2"	4
4	5/8"	11	5-1/2"	8
5	3/4"	10	6-3/8"	8
6	3/4"	10	6-3/8"	8
8	3/4"	10	6-1/4"	8
10	7/8"	9	7-1/2"	12
12	7/8"	9	8-3/8"	12
14	1"	8	8-3/4"	12
16	1"	8	10"	16
18	1-1/8"	7	11-1/8"	16
20	1-1/8"	7	12"	20
24	1-1/4"	7	13-13/16"	20

Lug Valve & Cap Screws



Size	D	TPI	L	Qty.
2	5/8"	11	1-1/2"	8
2-1/2	5/8"	11	1-3/4"	8
3	5/8"	11	1-3/4"	8
4	5/8"	11	1-3/4"	16
5	3/4"	10	2"	16
6	3/4"	10	2"	16
8	3/4"	10	2-1/4"	16
10	7/8"	9	2-1/2"	24
12	7/8"	9	2-3/4"	24
14	1"	8	2-3/4"	24
16	1"	8	3-1/4"	32
18	1-1/8"	7	3-1/2"	32
20	1-1/8"	7	4"	40
24	1-1/4"	7	4-3/4"	40

WARNING: Improper bolt and stud lengths could result in leakage at the flange resulting in damage, serious injury, or death.

CAUTION: Dimensions provided for flange bolting are intended only as a guide. Bolt lengths may vary due to manufacturing tolerances in valves, gaskets, flange bolts, and flanges. ZSPEC resilient seated butterfly valves are designed to fit between ANSI B16.5 class 150 flanges without flange gaskets. Since inside flange diameters vary depending on the type of flange, always verify that the connecting pipe flange face fully engages the valve seat face before installation.



3827 Pinemont Dr.
Houston, TX 7701



1-800-231-6469



info@southwestvalveinc.com
www.southwestvalveinc.com